Habia Cable

FlightGuard^{DS}

Airframe wire and cable to UK defence standards

Contents				Page
Introduction and contents				0302
B-ET B-E B-EE	PTFE	Single core	BS 3G 210 Def Stan 61-12 Part 8	0303 0304 0305
D-F1 D-F2	LSI 155	Single core	Def Stan 61-12 Part 33/001	0306 0307
2/3/4x D-F1T 2/3/4x D-F2T 2/3/4x D-F1S 2/3/4x D-F2S	LSI 155	Twisted cores	Def Stan 61-12 Part 33/001	0308 0309 0310 0311
D-F1T - TF D-F1S - TF D-F2T - TF D-F2S - TF	LSI 155 / LSI 155	Signal cables	Def Stan 61-12 Part 33/001	0312 0313 0314 0315
D-F1T - STF D-F1S - STF D-F2T - STF D-F2S - STF	LSI 155 / LSI 155	Shielded signal cables	Def Stan 61-12 Part 33/001	0316 0317 0318 0319

Introduction

Habia Cable holds approval to Defence Standard 61-12 Part 8 and Defence Standard 61-12 Part 33/001 for airframe wires and cables. Our LSI 155 insulation and sheathing material has been fully tested to the demands of airframe use and can be found on a wide range of helicopters as well as other aircraft. Rated for applications up to +150°C it has also been tested for use in conditions as high as +200°C (commonly required by customers in the USA).

B-E

Available in 300V, 600V and 1000V variants, Habia's B-E PTFE insulated cores are fully approved to the British Standard: 3G 210 which is also incorporated within Def Stan 61-12 Part 8.

D-F1

Habia's D-F1 cores offer the thinnest, single wall insulation in order to provide the smallest possible size and weight. These cores are ideal for use as the wires within sheathed and / or multi-core cables.

D-F2

D-F2 cores use a dual-wall construction providing additional cut-through resistance. Ideally suited for use in situations where un-sheathed wires will be exposed and therefore at risk of cut-through. By using a dual layer insulation any cuts and nicks are unable to propagate through the insulation to the conductor, dramatically reducing the risk of spark-faults.
The inner layer of the insulation uses a distinct colour to the outer layer (nominally light blue) so that any cuts in the outer insulation are clearly visible.

Standard materials for Habia are Tin Plated Copper (TPC) and Silver Plated Copper (SPC), however the Def Stan also allows for Nickel Plated Copper (NPC) cores. The Def Stan rating for these is +150°C just as the SPC types and the current ratings are therefore also the same. Although seldom requested, Habia Cable is also fully approved to supply D-F1N and D-F2N cores using nickel. Please contact one of our sales offices for details.

DSP 61-12 Pt 8

DSP 61-12 Pt 33/001

Data indicates nominal values unless stated otherwise, is only valid for reference purposes at the time of publication and is subject to change without prior notice.

B-ET (PTFE)

300V
-75°C / +190°C

Single core

Voltage	300/500V AC U_0/U
Test voltage	2000V AC
Flame retardant	
Low smoke generation	

- BS 3G 210 Type A
- Def Stan 61-12 Part 8

Construction

Conductor	Silver Plated Copper (SPC)	Insulation	PTFE
Shield	-	Sheath	-

Application

PTFE is Habia Cable's foremost insulation material, intended for use up to 260°C. PTFE has excellent mechanical properties, including solder resistance and offers unparalleled electrical performance. Typical applications for PTFE include gas ignition wires, gas turbines, vacuum applications and high temperature data cables. Cores are designed according to BS 3G 210 Type A.

Description	Size		Conductor			Finished Wire			Electrical	Order reference
	AWG	CSA mm²	stranding	resistance Ω/km	wire Ø	core Ø	tolerance	weight g/m	amps at 40°C	
B-ET 3207	32	0,04	7 x 0,08	558,00	0,24	0,54	+0,05 -0,10	0,84	3	536cc3207
B-ET 3001	30	0,05	1 x 0,25	377,00	0,25	0,55	+0,05 -0,10	0,96	4	536cc3001
B-ET 3007	30	0,06	7 x 0,10	353,00	0,30	0,60	+0,05 -0,10	1,10	4	536cc3007
B-ET 2801	28	0,08	1 x 0,32	229,00	0,32	0,62	+0,05 -0,10	1,32	6	536cc2801
B-ET 2807	28	0,08	7 x 0,12	244,00	0,36	0,68	+0,03 -0,12	1,40	6	536cc2807
B-ET 2601	26	0,13	1 x 0,40	146,00	0,40	0,70	+0,05 -0,10	1,83	8	536cc2601
B-ET 2607	26	0,13	7 x 0,15	159,00	0,45	0,75	+0,05 -0,10	1,96	8	536cc2607
B-ET 2619	26	0,15	19 x 0,10	130,00	0,50	0,80	+0,05 -0,10	2,26	8	536cc2619
B-ET 2407	24	0,20	7 x 0,20	88,30	0,60	0,90	+0,05 -0,10	3,04	11	536cc2407
B-ET 2419	24	0,21	19 x 0,12	89,80	0,60	0,90	+0,05 -0,10	2,99	11	536cc2419
B-ET 2219	22	0,34	19 x 0,15	58,60	0,75	1,05	+0,05 -0,10	4,41	14	536cc2219
B-ET 2019	20	0,60	19 x 0,20	32,50	1,00	1,30	+0,05 -0,10	7,19	19	536cc2019

Available colours (replace 'cc' in the order reference)

00 Black	11 Brown	22 Red	33 Orange	44 Yellow	55 Green	66 Blue	77 Violet	88 Grey	99 White	29 Pink	89 Natural	45 Yel/Grn

Data indicates nominal values unless stated otherwise, is only valid for reference purposes at the time of publication and is subject to change without prior notice.

B-E (PTFE)

600V
-75°C / +190°C

Single core

Voltage	600/1000V AC U_0/U
Test voltage	3400V AC
Flame retardant	
Low smoke generation	

- BS 3G 210 Type B
- Def Stan 61-12 Part 8

Construction

Conductor	Silver Plated Copper (SPC)	Insulation	PTFE
Shield(s)	-	Sheath	-

Application

PTFE is Habia Cable's foremost insulation material, intended for use up to 260°C. PTFE has excellent mechanical properties, including solder resistance and offers unparalleled electrical performance. Typical applications for PTFE include gas ignition wires, gas turbines, vacuum applications and high temperature data cables. Cores are designed according to BS 3G 210 Type B.

Description	Size		Conductor			Finished Wire			Electrical	Order reference
	AWG	CSA mm²	stranding	resistance Ω/km	wire Ø	core Ø	tolerance	weight g/m	amps at 40°C	
B-E 3207	32	0,04	7 x 0,08	558,00	0,24	0,74	+0,10 -0,09	1,44	3	537cc3207
B-E 3007	30	0,06	7 x 0,10	353,00	0,30	0,80	±0,10	1,75	4	537cc3007
B-E 2807	28	0,08	7 x 0,12	244,00	0,36	0,88	+0,08 -0,12	2,10	6	537cc2807
B-E 2601	26	0,13	1 x 0,40	146,00	0,40	0,90	±0,10	2,56	8	537cc2601
B-E 2607	26	0,13	7 x 0,15	159,00	0,45	0,95	±0,10	2,74	8	537cc2607
B-E 2619	26	0,15	19 x 0,10	130,00	0,50	1,00	±0,10	3,09	8	537cc2619
B-E 2407	24	0,20	7 x 0,20	88,30	0,60	1,10	±0,10	3,95	11	537cc2407
B-E 2419	24	0,21	19 x 0,12	89,80	0,60	1,10	±0,10	3,89	11	537cc2419
B-E 2301	23	0,28	1 x 0,60	64,30	0,60	1,10	±0,10	4,38	11	537cc2301
B-E 2219	22	0,34	19 x 0,15	58,60	0,75	1,25	±0,10	5,44	14	537cc2219
B-E 2019	20	0,60	19 x 0,20	32,50	1,00	1,50	±0,10	8,43	19	537cc2019
B-E 1819	18	0,93	19 x 0,25	20,60	1,25	1,75	±0,10	12,11	27	537cc1819

Available colours (replace 'cc' in the order reference)

00 Black	11 Brown	22 Red	33 Orange	44 Yellow	55 Green	66 Blue	77 Violet	88 Grey	99 White	29 Pink	89 Natural	45 Yel/Grn

Data indicates nominal values unless stated otherwise, is only valid for reference purposes at the time of publication and is subject to change without prior notice.

B-EE (PTFE)

1kV
-75°C / +190°C

Single core

Voltage	1/1.9kV AC U_0/U
Test voltage	6000V AC
Flame retardant	
Low smoke generation	

- BS 3G 210 Type C
- Def Stan 61-12 Part 8

Construction

Conductor	Silver Plated Copper (SPC)	Insulation	PTFE
Shield	-	Sheath	-

Application

PTFE is Habia Cable's foremost insulation material, intended for use up to 260°C. PTFE has excellent mechanical properties, including solder resistance and offers unparalleled electrical performance. Typical applications for PTFE include gas ignition wires, gas turbines, vacuum applications and high temperature data cables. Cores are designed according to BS 3G 210 Type C.

Description	Size		Conductor			Finished Wire			Electrical	Order reference
	AWG	CSA mm²	stranding	resistance Ω/km	wire Ø	core Ø	tolerance	weight g/m	amps at 40°C	
B-EE 3207	32	0,04	7 x 0,08	558,00	0,24	1,04	+0,12 -0,14	2,52	3	538cc3207
B-EE 3007	30	0,06	7 x 0,10	353,00	0,30	1,10	+0,12 -0,14	2,90	4	538cc3007
B-EE 2807	28	0,09	7 x 0,12	244,00	0,36	1,18	+0,12 -0,14	3,31	6	538cc2807
B-EE 2607	26	0,13	7 x 0,15	159,00	0,45	1,25	+0,12 -0,14	4,04	8	538cc2607
B-EE 2619	26	0,15	19 x 0,10	130,00	0,50	1,30	+0,12 -0,14	4,45	8	538cc2619
B-EE 2407	24	0,20	7 x 0,20	88,30	0,60	1,40	+0,12 -0,14	5,42	11	538cc2407
B-EE 2419	24	0,21	19 x 0,12	89,80	0,60	1,40	+0,12 -0,14	5,36	11	538cc2419
B-EE 2219	22	0,34	19 x 0,15	58,60	0,75	1,55	+0,12 -0,14	7,10	14	538cc2219
B-EE 2019	20	0,60	19 x 0,20	32,50	1,00	1,76	+0,16 -0,10	10,30	19	538cc2019
B-EE 1901	19	0,64	1 x 0,90	28,50	0,90	1,66	+0,16 -0,10	9,20	18	538cc1901
B-EE 1819	18	0,93	19 x 0,25	20,60	1,25	2,05	+0,12 -0,14	14,30	27	538cc1819
B-EE 1619	16	1,34	19 x 0,30	14,30	1,50	2,30	+0,16 -0,14	19,30	32	538cc1619
B-EE 1419	14	1,67	19 x 0,34	11,40	1,67	2,48	+0,26 -0,14	23,90	43	538cc1419
B-EE 1219	12	3,02	19 x 0,45	6,28	2,25	3,05	+0,26 -0,14	38,50	59	538cc1219
B-EE 1037	10	4,65	37 x 0,40	4,01	2,80	3,66	+0,20 -0,20	56,00	82	538cc1037

Available colours (replace 'cc' in the order reference)

00 Black	11 Brown	22 Red	33 Orange	44 Yellow	55 Green	66 Blue	77 Violet	88 Grey	99 White	29 Pink	89 Natural	45 Yel/Grn

Data indicates nominal values unless stated otherwise, is only valid for reference purposes at the time of publication and is subject to change without prior notice.

D-F1 (LSI 155)

600V
-65°C / +135°C and +150°C

Single core

Temp.	TPC SPC NPC	-65°C to +135°C -65°C to +150°C -65°C to +150°C
Voltage		600/1000V AC U_0/U
Test voltage		5000V AC
Flame retardant		
Low smoke generation		

- Def Stan 61-12 Part 33/001

Construction

Conductor	D-F1T D-F1S	Tin Plated Copper (TPC) * Silver Plated Copper (SPC) *	Insulation	LSI 155
Shield(s)	-		Sheath	-

* Sizes 24 AWG and 26 AWG use Silver Plated High Strength Copper Alloy (HSA), designated 'D-F1P'

Identification

Marking: To Def Stan 61-12 Part 33/001, includes country (DE/SE) and manufacturer's reference (HC) (e.g. DSP33/001-1P-001-1U-9-DE-HC-12)

Application

Designed for use in the aviation industy, cores are fully approved to Defence Standard 61-12 Part 33/001.

03

Description	Size		Conductor			Finished Wire			Electrical	Order reference
	AWG	CSA mm²	stranding	resistance Ω/km	wire Ø	core Ø	tolerance	weight max g/m	amps at 40°C	
D-F1P 001	26	0,15	19 x 0,10	160,00	0,48	0,78	±0,04	1,88	6	460cc2619
D-F1P 002	24	0,25	19 x 0,12	114,00	0,57	0,87	+0,04 -0,06	2,57	8	460cc2419
D-F1T 004 D-F1S 004	22	0,35	19 x 0,15	55,30	0,71	1,04	+0,04 -0,06	3,98	11 12	460cc2219 462cc2219
D-F1T 006 D-F1S 006	20	0,60	19 x 0,20	31,00	0,96	1,28	+0,07 -0,09	6,56	15 16	460cc2019 462cc2019
D-F1T 010 D-F1S 010	18	0,95	19 x 0,25	19,60	1,21	1,53	+0,06 -0,09	9,81	21 22	460cc1819 462cc1819
D-F1T 012 D-F1S 012	16	1,25	19 x 0,29	14,90	1,36	1,68	+0,14 -0,01	13,27	25 27	460cc1619 462cc1619
D-F1T 020 D-F1S 020	14	1,80	37 x 0,25	10,20	1,73	2,05	+0,24 -0,12	19,57	34 37	460cc1437 462cc1437
D-F1T 030 D-F1S 030	12	3,00	37 x 0,32	6,40	2,20	2,50	+0,24 -0,13	29,73	46 50	460cc1237 462cc1237

Available colours (replace 'cc' in the order reference)

00 Black	11 Brown	22 Red	33 Orange	44 Yellow	55 Green	66 Blue	77 Violet	88 Grey	99 White	29 Pink	89 Natural	45 Yel/Grn

Data indicates nominal values unless stated otherwise, is only valid for reference purposes at the time of publication and is subject to change without prior notice.

D-F2 (LSI 155)

600V
-65°C / +135°C and +150°C

Single core

Temp.	TPC SPC NPC	-65°C to +135°C -65°C to +150°C -65°C to +150°C
Voltage		600/1000V AC U_0/U
Test voltage		5000V AC
Flame retardant		
Low smoke generation		

- Def Stan 61-12 Part 33/001

Construction

Conductor	D-F2T: Tin Plated Copper (TPC) * D-F2S: Silver Plated Copper (SPC) *	Insulation	Dual wall LSI 155
Shield	-	Sheath	-

* Sizes 24 AWG and 26 AWG use Silver Plated High Strength Alloy (HSA), designated 'D-F1P'

Identification

Marking: To Def Stan 61-12 Part 33/001, includes country (DE/SE) and manufacturer's reference (HC) (e.g. DSP33/001-2P-001-1U-9-DE-HC-12)

Application

Designed for use in the aviation industy, cores are fully approved to Defence Standard 61-12 Part 33/001.

03

Description	Size		Conductor			Finished Wire			Electrical	Order reference
	AWG	CSA mm²	stranding	resistance Ω/km	wire Ø	core Ø	tolerance	weight max g/m	amps at 40°C	
D-F2P 001	26	0,15	19 x 0,10	160,00	0,48	0,88	+0,02 -0,04	2,10	6	461cc2619
D-F2P 002	24	0,25	19 x 0,12	114,00	0,57	0,97	+0,02 -0,06	2,82	8	461cc2419
D-F2T 004 D-F2S 004	22	0,35	19 x 0,15	55,30	0,71	1,15	+0,02 -0,06	4,10	11 12	461cc2219 463cc2219
D-F2T 006 D-F2S 006	20	0,60	19 x 0,20	31,00	0,96	1,36	+0,03 -0,03	6,95	15 16	461cc2019 463cc2019
D-F2T 010 D-F2S 010	18	0,95	19 x 0,25	19,60	1,21	1,65	+0,02 -0,07	9,80	21 22	461cc1819 463cc1819
D-F2T 012 D-F2S 012	16	1,25	19 x 0,29	14,90	1,36	1,80	+0,13 -0,09	12,99	25 27	461cc1619 463cc1619
D-F2T 020 D-F2S 020	14	1,80	37 x 0,25	10,20	1,73	2,17	+0,03 -0,05	18,68	34 37	461cc1437 463cc1437
D-F2T 030 D-F2S 030	12	3,00	37 x 0,32	6,40	2,20	2,64	+0,03 -0,10	28,62	46 50	461cc1237 463cc1237
D-F2T 050 D-F2S 050	10	5,00	37 x 0,40	4,20	2,80	3,30	+0,15 -0,10	48,80	64 69	461cc1037 463cc1037
D-F2T 090 D-F2S 090	8	9,00	133 x 0,29	2,28	4,39	4,90	+0,20 -0,10	89,74	102 109	461cc8133 463cc8133
D-F2T 140 D-F2S 140	6	14,00	133 x 0,36	1,43	5,51	6,03	+0,22 -0,13	140,60	140 150	461cc6133 463cc6133
D-F2T 220 D-F2S 220	4	22,00	133 x 0,46	0,90	6,96	7,70	+0,25 -0,15	223,30	193 207	461cc4133 463cc6133
D-F2T 340 D-F2S 340	2	34,00	655 x 0,26	0,58	8,64	10,00	+0,30 -0,20	370,50	266 286	461cc2665 463cc2665
D-F2T 530 D-F2S 530	1/0	53,00	1045 x 0,26	0,37	10,80	12,80	+0,40 -0,60	570,00	360 385	461cc1000 463cc1000
D-F2T 680 D-F2S 680	2/0	68,00	1330 x 0,26	0,29	12,07	14,20	+0,30 -0,40	744,10	422 562	461cc2000 463cc2000

Available colours (replace 'cc' in the order reference)

00 Black	11 Brown	22 Red	33 Orange	44 Yellow	55 Green	66 Blue	77 Violet	88 Grey	99 White	29 Pink	89 Natural	45 Yel/Grn

Data indicates nominal values unless stated otherwise, is only valid for reference purposes at the time of publication and is subject to change without prior notice.

2/3/4x D-F1T (LSI 155)

600V
-65°C/+135°C

Twisted pair / triple / quad

Voltage	600/1000V AC U_0/U
Test voltage	5000V AC
Flame retardant	
Low smoke generation	

- Def Stan 61-12 Part 33/001

Construction

Conductor	Tin Plated Copper (TPC) *	Insulation	LSI 155
Shield(s)	-	Sheath	-

* Sizes 24 AWG and 26 AWG use Silver Plated High Strength Copper Alloy (HSA), designated 'D-F1P'

Identification

Cores	1: Red	2: Blue	3: Yellow	4: Green
Sheath	-			
Marking	-			

Application

LSI 155 is a thin wall insulation and jacket material intended for applications up to 150°C (although it can be rated to +200°C for a duration of 10,000 hours). Designed primarily for use in the military and aviation industries, cores and cables are fully approved to Defence Standard 61-12 Part 33/001.

Description	Construction							Electrical	NSN	Order reference
	no. / size	conductor	insulation	cabled	shield (s)	sheath (s)	weight	amps at 40°C max	6145-99-	
	AWG	Ø	Ø	Ø	Ø	max Ø	max g/m			
2x D-F1P 001	2x 26	0,48	0,78	1,64	-	-	3,83	5,9	038-4098	61903-840-98
2x D-F1P 002	2x 24	0,57	0,87	1,82	-	-	5,20	7,9	038-4099	61903-840-99
2x D-F1T 004	2x 22	0,71	1,04	2,16	-	-	8,04	10,8	038-3962	61903-839-62
2x D-F1T 006	2x 20	0,96	1,28	2,70	-	-	13,33	14,8	038-3963	61903-839-63
2x D-F1T 010	2x 18	1,21	1,53	3,18	-	-	19,81	20,2	038-3964	61903-839-64
2x D-F1T 012	2x 16	1,36	1,68	3,64	-	-	25,64	24,0	038-3965	61903-839-65
2x D-F1T 020	2x 14	1,73	2,05	4,58	-	-	39,52	32,7	038-3966	61903-839-66
2x D-F1T 030	2x 12	2,20	2,50	5,48	-	-	60,06	44,4	038-3967	61903-839-67
3x D-F1P 001	3x 26	0,48	0,78	1,77	-	-	5,74	5,5	038-4106	61903-841-06
3x D-F1P 002	3x 24	0,57	0,87	1,97	-	-	7,90	7,3	038-4107	61903-841-07
3x D-F1T 004	3x 22	0,71	1,04	2,33	-	-	12,05	9,9	038-3970	61903-839-70
3x D-F1T 006	3x 20	0,96	1,28	2,92	-	-	19,99	13,8	038-3971	61903-839-71
3x D-F1T 010	3x 18	1,21	1,53	3,43	-	-	29,72	18,7	038-3972	61903-839-72
3x D-F1T 012	3x 16	1,36	1,68	3,93	-	-	38,46	22,2	038-3973	61903-839-73
3x D-F1T 020	3x 14	1,73	2,05	4,95	-	-	59,29	30,3	038-3974	61903-839-74
3x D-F1T 030	3x 12	2,20	2,50	5,92	-	-	90,09	41,2	038-3975	61903-839-75
4x D-F1P 001	4x 26	0,48	0,78	1,98	-	-	7,65	5,0	038-4114	61903-841-14
4x D-F1P 002	4x 24	0,57	0,87	2,20	-	-	10,39	6,7	038-4115	61903-841-15
4x D-F1T 004	4x 22	0,71	1,04	2,61	-	-	16,07	9,0	038-3978	61903-839-78
4x D-F1T 006	4x 20	0,96	1,28	3,27	-	-	26,65	12,5	038-3979	61903-839-79
4x D-F1T 010	4x 18	1,21	1,53	3,85	-	-	39,63	17,0	038-3980	61903-839-80
4x D-F1T 012	4x 16	1,36	1,68	4,40	-	-	51,28	20,2	038-3981	61903-839-81
4x D-F1T 020	4x 14	1,73	2,05	5,54	-	-	79,05	27,6	038-3982	61903-839-82
4x D-F1T 030	4x 12	2,20	2,50	6,63	-	-	120,12	37,4	038-3983	61903-839-83

Cable Construction

2 core	3 core	4 core	-	-	-	-	-	-	-	-

Data indicates nominal values unless stated otherwise, is only valid for reference purposes at the time of publication and is subject to change without prior notice.

2/3/4x D-F2T (LSI 155)

600V
-65°C/+135°C

Twisted pair / triple / quad

Voltage	600/1000V AC U_0/U
Test voltage	5000V AC
Flame retardant	
Low smoke generation	

- Def Stan 61-12 Part 33/001

Construction

Conductor	Tin Plated Copper (TPC) *	Insulation	Dual wall LSI 155
Shield	-	Sheath	-

* Sizes 24 AWG and 26 AWG use Silver Plated High Strength Alloy (HSA), designated 'D-F1P'

Identification

Cores	1: Red	2: Blue	3: Yellow	4: Green
Sheath	-			
Marking	-			

Application

LSI 155 is a thin wall insulation and jacket material intended for applications up to 150°C (although it can be rated to +200°C for a duration of 10,000 hours). Designed primarily for use in the military and aviation industries, cores and cables are fully approved to Defence Standard 61-12 Part 33/001.

Description	Construction							Electrical	NSN	Order reference
	no. / size	conductor	insulation	cabled	shield (s)	sheath (s)	weight	amps at 40°C max	6145-99-	
	AWG	Ø	Ø	Ø	Ø	max Ø	max g/m			
2x D-F2P 001	2x 26	0,48	0,88	1,90	-	-	4,71	5,9	038-3925	61903-839-25
2x D-F2P 002	2x 24	0,57	0,97	2,26	-	-	6,70	7,9	038-3926	61903-839-26
2x D-F2T 004	2x 22	0,71	1,15	2,52	-	-	9,23	10,8	038-3927	61903-839-27
2x D-F2T 006	2x 20	0,96	1,36	3,00	-	-	14,45	14,8	038-3928	61903-839-28
2x D-F2T 010	2x 18	1,21	1,65	3,48	-	-	21,29	20,2	038-3929	61903-839-29
2x D-F2T 012	2x 16	1,36	1,80	3,74	-	-	26,32	24,0	038-3930	61903-839-30
2x D-F2T 020	2x 14	1,73	2,17	4,88	-	-	41,67	32,7	038-3931	61903-839-31
2x D-F2T 030	2x 12	2,20	2,64	5,90	-	-	63,64	44,4	038-3932	61903-839-32
2x D-F2T 050	2x 10	2,77	3,30	7,22	-	-	98,57	61,3	038-3933	61903-839-33
3x D-F2P 001	3x 26	0,48	0,88	2,05	-	-	7,07	5,5	038-3934	61903-839-34
3x D-F2P 002	3x 24	0,57	0,97	2,44	-	-	10,05	7,3	038-3935	61903-839-35
3x D-F2T 004	3x 22	0,71	1,15	2,72	-	-	13,85	9,9	038-3936	61903-839-36
3x D-F2T 006	3x 20	0,96	1,36	3,24	-	-	21,67	13,8	038-3937	61903-839-37
3x D-F2T 010	3x 18	1,21	1,65	3,76	-	-	31,93	18,7	038-3938	61903-839-38
3x D-F2T 012	3x 16	1,36	1,80	4,04	-	-	39,48	22,2	038-3939	61903-839-39
3x D-F2T 020	3x 14	1,73	2,17	5,27	-	-	63,51	30,3	038-3940	61903-839-40
3x D-F2T 030	3x 12	2,20	2,64	6,37	-	-	95,46	41,2	038-3941	61903-839-41
3x D-F2T 050	3x 10	2,77	3,30	7,80	-	-	147,86	56,8	038-3942	61903-839-42
4x D-F2P 001	4x 26	0,48	0,88	2,29	-	-	9,42	5,0	038-3943	61903-839-43
4x D-F2P 002	4x 24	0,57	0,97	2,72	-	-	13,40	6,7	038-3944	61903-839-44
4x D-F2T 004	4x 22	0,71	1,15	3,05	-	-	18,47	9,0	038-3945	61903-839-45
4x D-F2T 006	4x 20	0,96	1,36	3,63	-	-	28,90	12,5	038-3946	61903-839-46
4x D-F2T 010	4x 18	1,21	1,65	4,21	-	-	42,57	17,0	038-3947	61903-839-47
4x D-F2T 012	4x 16	1,36	1,80	4,53	-	-	52,64	20,2	038-3948	61903-839-48
4x D-F2T 020	4x 14	1,73	2,17	5,90	-	-	83,34	27,6	038-3949	61903-839-49
4x D-F2T 030	4x 12	2,20	2,64	7,14	-	-	127,29	37,4	038-3950	61903-839-50
4x D-F2T 050	4x 10	2,77	3,30	8,74	-	-	197,14	51,6	038-3951	61903-839-51

Cable Construction

2 core	3 core	4 core	-	-	-	-	-	-	-	-

Data indicates nominal values unless stated otherwise, is only valid for reference purposes at the time of publication and is subject to change without prior notice.

2/3/4x D-F1S (LSI 155)

600V
-65°C/+150°C

Twisted pair / triple / quad

Voltage	600/1000V AC U_0/U
Test voltage	5000V AC
Flame retardant	
Low smoke generation	

- Def Stan 61-12 Part 33/001

Construction

Conductor	Silver Plated Copper (SPC) *	Insulation	LSI 155
Shield(s)	-	Sheath	-

* Sizes 24 AWG and 26 AWG use Silver Plated High Strength Copper Alloy (HSA), designated 'D-F1P'

Identification

Cores	1: Red	2: Blue	3: Yellow	4: Green
Sheath	-			
Marking	-			

Application

LSI 155 is a thin wall insulation and jacket material intended for applications up to 150°C (although it can be rated to +200°C for a duration of 10,000 hours). Designed primarily for use in the military and aviation industries, cores and cables are fully approved to Defence Standard 61-12 Part 33/001.

Description	Construction							Electrical	NSN	Order reference
	no. / size	conductor	insulation	cabled	shield (s)	sheath (s)	weight	amps at 40°C max	6145-99-	
	AWG	Ø	Ø	Ø	Ø	max Ø	max g/m			
2x D-F1S 001	2x 26	0,48	0,78	1,64	-	-	3,83	6,3	038-4098	61903-840-98
2x D-F1S 002	2x 24	0,57	0,87	1,82	-	-	5,20	8,5	038-4099	61903-840-99
2x D-F1S 004	2x 22	0,71	1,04	2,16	-	-	8,04	11,5	038-4100	61903-841-00
2x D-F1S 006	2x 20	0,96	1,28	2,70	-	-	13,33	15,9	038-4101	61903-841-01
2x D-F1S 010	2x 18	1,21	1,53	3,18	-	-	19,81	21,7	038-4102	61903-841-02
2x D-F1S 012	2x 16	1,36	1,68	3,64	-	-	25,64	25,7	038-4103	61903-841-03
2x D-F1S 020	2x 14	1,73	2,05	4,58	-	-	39,52	35,1	038-4104	61903-841-04
2x D-F1S 030	2x 12	2,20	2,50	5,48	-	-	60,06	47,7	038-4105	61903-841-05
3x D-F1S 001	3x 26	0,48	0,78	1,77	-	-	5,74	5,9	038-4106	61903-841-06
3x D-F1S 002	3x 24	0,57	0,87	1,97	-	-	7,90	7,9	038-4107	61903-841-07
3x D-F1S 004	3x 22	0,71	1,04	2,33	-	-	12,05	10,7	038-4108	61903-841-08
3x D-F1S 006	3x 20	0,96	1,28	2,92	-	-	19,99	14,8	038-4109	61903-841-09
3x D-F1S 010	3x 18	1,21	1,53	3,43	-	-	29,72	20,1	038-4110	61903-841-10
3x D-F1S 012	3x 16	1,36	1,68	3,93	-	-	38,46	23,8	038-4111	61903-841-11
3x D-F1S 020	3x 14	1,73	2,05	4,95	-	-	59,29	32,5	038-4112	61903-841-12
3x D-F1S 030	3x 12	2,20	2,50	5,92	-	-	90,09	44,2	038-4113	61903-841-13
4x D-F1S 001	4x 26	0,48	0,78	1,98	-	-	7,65	5,3	038-4114	61903-841-14
4x D-F1S 002	4x 24	0,57	0,87	2,20	-	-	10,39	7,2	038-4115	61903-841-15
4x D-F1S 004	4x 22	0,71	1,04	2,61	-	-	16,07	9,7	038-4116	61903-841-16
4x D-F1S 006	4x 20	0,96	1,28	3,27	-	-	26,65	13,4	038-4117	61903-841-17
4x D-F1S 010	4x 18	1,21	1,53	3,85	-	-	39,63	18,3	038-4118	61903-841-18
4x D-F1S 012	4x 16	1,36	1,68	4,40	-	-	51,28	21,7	038-4119	61903-841-19
4x D-F1S 020	4x 14	1,73	2,05	5,54	-	-	79,05	29,6	038-4120	61903-841-20
4x D-F1S 030	4x 12	2,20	2,50	6,63	-	-	120,12	40,2	038-4121	61903-841-21

Cable Construction

2 core	3 core	4 core	-	-	-	-	-	-	-	-
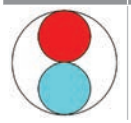										

Data indicates nominal values unless stated otherwise, is only valid for reference purposes at the time of publication and is subject to change without prior notice.

2/3/4x D-F2S (LSI 155)

600V
-65°C/+150°C

Twisted pair / triple / quad

Voltage	600/1000V AC U_0/U
Test voltage	5000V AC
Flame retardant	
Low smoke generation	

- Def Stan 61-12 Part 33/001

Construction

Conductor	Silver Plated Copper (SPC) *	Insulation	Dual wall LSI 155
Shield	-	Sheath	-

* Sizes 24 AWG and 26 AWG use Silver Plated High Strength Alloy (HSA), designated 'D-F1P'

Identification

Cores	1: Red	2: Blue	3: Yellow	4: Green
Sheath	-			
Marking	-			

Application

LSI 155 is a thin wall insulation and jacket material intended for applications up to 150°C (although it can be rated to +200°C for a duration of 10,000 hours). Designed primarily for use in the military and aviation industries, cores and cables are fully approved to Defence Standard 61-12 Part 33/001.

Description	Construction							Electrical	NSN	Order reference
	no. / size	conductor	insulation	cabled	shield (s)	sheath (s)	weight	amps at 40°C max	6145-99-	
	AWG	Ø	Ø	Ø	Ø	max Ø	max g/m			
2x D-F2S 001	2x 26	0,48	0,88	1,90	-	-	4,71	6,3	038-4063	61903-840-63
2x D-F2S 002	2x 24	0,57	0,97	2,26	-	-	6,70	8,5	038-4064	61903-840-64
2x D-F2S 004	2x 22	0,71	1,15	2,52	-	-	9,23	11,5	038-4065	61903-840-65
2x D-F2S 006	2x 20	0,96	1,36	3,00	-	-	14,45	15,9	038-4066	61903-840-66
2x D-F2S 010	2x 18	1,21	1,65	3,48	-	-	21,29	21,7	038-4067	61903-840-67
2x D-F2S 012	2x 16	1,36	1,80	3,74	-	-	26,32	25,7	038-4068	61903-840-68
2x D-F2S 020	2x 14	1,73	2,17	4,88	-	-	41,67	35,1	038-4069	61903-840-69
2x D-F2S 030	2x 12	2,20	2,64	5,90	-	-	63,64	47,7	038-4070	61903-840-70
2x D-F2S 050	2x 10	2,77	3,30	7,22	-	-	98,57	65,8	038-4071	61903-840-71
3x D-F2S 001	3x 26	0,48	0,88	2,05	-	-	7,07	5,9	038-4072	61903-840-72
3x D-F2S 002	3x 24	0,57	0,97	2,44	-	-	10,05	7,9	038-4073	61903-840-73
3x D-F2S 004	3x 22	0,71	1,15	2,72	-	-	13,85	10,7	038-4074	61903-840-74
3x D-F2S 006	3x 20	0,96	1,36	3,24	-	-	21,67	14,8	038-4075	61903-840-75
3x D-F2S 010	3x 18	1,21	1,65	3,76	-	-	31,93	20,1	038-4076	61903-840-76
3x D-F2S 012	3x 16	1,36	1,80	4,04	-	-	39,48	23,8	038-4077	61903-840-77
3x D-F2S 020	3x 14	1,73	2,17	5,27	-	-	63,51	32,5	038-4078	61903-840-78
3x D-F2S 030	3x 12	2,20	2,64	6,37	-	-	95,46	44,2	038-4079	61903-840-79
3x D-F2S 050	3x 10	2,77	3,30	7,80	-	-	147,86	60,9	038-4080	61903-840-80
4x D-F2S 001	4x 26	0,48	0,88	2,29	-	-	9,42	5,3	038-4081	61903-840-81
4x D-F2S 002	4x 24	0,57	0,97	2,72	-	-	13,40	7,2	038-4082	61903-840-82
4x D-F2S 004	4x 22	0,71	1,15	3,05	-	-	18,47	9,7	038-4083	61903-840-83
4x D-F2S 006	4x 20	0,96	1,36	3,63	-	-	28,90	13,4	038-4084	61903-840-84
4x D-F2S 010	4x 18	1,21	1,65	4,21	-	-	42,57	18,3	038-4085	61903-840-85
4x D-F2S 012	4x 16	1,36	1,80	4,53	-	-	52,64	21,7	038-4086	61903-840-86
4x D-F2S 020	4x 14	1,73	2,17	5,90	-	-	83,34	29,6	038-4087	61903-840-87
4x D-F2S 030	4x 12	2,20	2,64	7,14	-	-	127,29	40,2	038-4088	61903-840-88
4x D-F2S 050	4x 10	2,77	3,30	8,74	-	-	197,14	55,4	038-4089	61903-840-89

Cable Construction

2 core	3 core	4 core	-	-	-	-	-	-	-	-
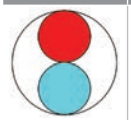										

Data indicates nominal values unless stated otherwise, is only valid for reference purposes at the time of publication and is subject to change without prior notice.

D-F1T-TF (LSI 155 / LSI 155)

600V
-65°C / +135°C

Signal cable

Voltage	600/1000V AC U_0/U
Test voltage	5000V AC
Flame retardant	
Low smoke generation	

- Def Stan 61-12 Part 33/001

Construction

Conductor	Tin Plated Copper (TPC) *	Insulation	LSI 155
Shield(s)	-	Sheath	LSI 155

* Sizes 24 AWG and 26 AWG use Silver Plated High Strength Copper Alloy (HSA), designated 'D-F1P'

Identification

Cores	1: Red	2: Blue	3: Yellow	4: Green
Sheath	White			
Marking	To Def Stan 61-12 Part 33/001, includes country (DE/SE) and manufacturer's reference (HC) (e.g.: DSP33/001-1P-001-2J-9-DE-HC-12)			

Application

LSI 155 is a thin wall insulation and jacket material intended for applications up to 150°C (although it can be rated to +200°C for a duration of 10,000 hours). Designed primarily for use in the military and aviation industries, cores and cables are fully approved to Defence Standard 61-12 Part 33/001.

Description	Construction							Electrical	NSN	Order reference
	no. / size	conductor	insulation	cabled	shield (s)	sheath (s)	weight	amps at 40°C max	6145-99-	
	AWG	Ø	Ø	Ø	Ø	max Ø	max g/m			
D-F1P 001 TF 2	2x 26	0,48	0,78	1,56	-	2,04	5,34	5,9	260-8368	61926-083-68
D-F1P 002 TF 2	2x 24	0,60	0,87	1,82	-	2,22	6,80	7,9	260-8369	61926-083-69
D-F1T 004 TF 2	2x 22	0,75	1,04	2,16	-	2,56	10,14	10,8	378-4117	61937-841-17
D-F1T 006 TF 2	2x 20	0,99	1,28	2,70	-	3,10	15,78	14,8	378-4118	61937-841-18
D-F1T 010 TF 2	2x 18	1,25	1,53	3,18	-	3,58	22,81	20,2	378-4119	61937-841-19
D-F1T 012 TF 2	2x 16	1,37	1,68	3,64	-	4,04	28,46	24,0	378-4120	61937-841-20
D-F1T 020 TF 2	2x 14	1,75	2,05	4,08	-	4,98	43,74	32,7	378-4121	61937-841-21
D-F1T 030 TF 2	2x 12	2,20	2,50	5,08	-	5,94	67,36	44,4	378-4122	61937-841-22
D-F1P 001 TF 3	3x 26	0,48	0,78	1,68	-	2,17	7,47	5,5	260-8370	61926-083-70
D-F1P 002 TF 3	3x 24	0,60	0,87	1,96	-	2,37	9,60	7,3	260-8371	61926-083-71
D-F1T 004 TF 3	3x 22	0,75	1,04	2,32	-	2,73	14,52	9,9	378-4123	61937-841-23
D-F1T 006 TF 3	3x 20	0,99	1,28	2,91	-	3,32	22,84	13,8	378-4124	61937-841-24
D-F1T 010 TF 3	3x 18	1,25	1,53	3,42	-	3,83	33,25	18,7	378-4125	61937-841-25
D-F1T 012 TF 3	3x 16	1,37	1,68	3,92	-	4,33	40,95	22,2	378-4126	61937-841-26
D-F1T 020 TF 3	3x 14	1,75	2,05	4,39	-	5,41	65,07	30,3	378-4127	61937-841-27
D-F1T 030 TF 3	3x 12	2,20	2,50	5,47	-	6,38	99,41	41,2	378-4128	61937-841-28
D-F1P 001 TF 4	4x 26	0,48	0,78	1,88	-	2,38	9,79	5,0	260-8372	61926-083-72
D-F1P 002 TF 4	4x 24	0,60	0,87	2,20	-	2,60	13,12	6,7	260-8373	61926-083-73
D-F1T 004 TF 4	4x 22	0,75	1,04	2,60	-	3,01	19,41	9,0	378-4129	61937-841-29
D-F1T 006 TF 4	4x 20	0,99	1,28	3,26	-	3,67	29,94	12,5	378-4130	61937-841-30
D-F1T 010 TF 4	4x 18	1,25	1,53	3,84	-	4,25	44,18	17,0	378-4131	61937-841-31
D-F1T 012 TF 4	4x 16	1,37	1,68	4,39	-	4,80	56,55	20,2	378-4132	61937-841-32
D-F1T 020 TF 4	4x 14	1,75	2,05	4,92	-	6,00	85,76	27,6	378-4133	61937-841-33
D-F1T 030 TF 4	4x 12	2,20	2,50	6,13	-	7,09	134,21	37,4	378-4134	61937-841-34

Cable Construction

2 core	3 core	4 core	-	-	-	-	-	-	-	-
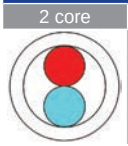										

Data indicates nominal values unless stated otherwise, is only valid for reference purposes at the time of publication and is subject to change without prior notice.

D-F2T-TF (LSI 155 / LSI 155)

600V
-65°C / +135°C

Signal cable

Voltage	600/1000V AC U_0/U
Test voltage	5000V AC
Flame retardant	
Low smoke generation	

- Def Stan 61-12 Part 33/001

Construction

Conductor	Tin Plated Copper (TPC) *	Insulation	Dual wall LSI 155
Shield	-	Sheath	LSI 155

* Sizes 24 AWG and 26 AWG use Silver Plated High Strength Alloy (HSA), designated 'D-F1P'

Identification

Cores	1: Red	2: Blue	3: Yellow	4: Green
Sheath	White			
Marking	To Def Stan 61-12 Part 33/001, includes country (DE/SE) and manufacturer's reference (HC) (e.g.: DSP33/001-2P-001-2J-9-DE-HC-12)			

Application

LSI 155 is a thin wall insulation and jacket material intended for applications up to 150°C (although it can be rated to +200°C for a duration of 10,000 hours). Designed primarily for use in the military and aviation industries, cores and cables are fully approved to Defence Standard 61-12 Part 33/001.

03

Description	Construction							Electrical	NSN	Order reference
	no. / size	conductor	insulation	cabled	shield (s)	sheath (s)	weight	amps at 40°C max	6145-99-	
	AWG	Ø	Ø	Ø	Ø	max Ø	max g/m			
D-F2P 001 TF 2	2x 26	0,48	0,88	1,90	-	2,40	7,02	5,9	378-4150	61937-841-50
D-F2P 002 TF 2	2x 24	0,57	0,97	2,26	-	2,75	9,43	7,9	378-4153	61937-841-53
D-F2T 004 TF 2	2x 22	0,71	1,15	2,52	-	2,92	11,65	10,8	378-4156	61937-841-56
D-F2T 006 TF 2	2x 20	0,96	1,36	3,00	-	3,40	17,66	14,8	378-4157	61937-841-57
D-F2T 010 TF 2	2x 18	1,21	1,65	3,48	-	3,88	24,54	20,2	378-4158	61937-841-58
D-F2T 012 TF 2	2x 16	1,36	1,80	3,74	-	4,16	31,11	24,0	378-4159	61937-841-59
D-F2T 020 TF 2	2x 14	1,73	2,17	4,88	-	5,34	46,86	32,7	378-4160	61937-841-60
D-F2T 030 TF 2	2x 12	2,20	2,64	5,90	-	6,36	69,86	44,4	378-4161	61937-841-61
D-F2T 050 TF 2	2x 10	2,77	3,30	7,22	-	7,68	106,11	61,3	378-4162	61937-841-62
D-F2P 001 TF 3	3x 26	0,48	0,88	2,05	-	2,56	9,82	5,5	378-4151	61937-841-51
D-F2P 002 TF 3	3x 24	0,57	0,97	2,44	-	2,94	13,31	7,3	378-4154	61937-841-54
D-F2T 004 TF 3	3x 22	0,71	1,15	2,72	-	3,12	16,70	9,9	378-4163	61937-841-63
D-F2T 006 TF 3	3x 20	0,96	1,36	3,24	-	3,64	17,66	13,8	378-4164	61937-841-64
D-F2T 010 TF 3	3x 18	1,21	1,65	3,76	-	4,16	35,77	18,7	378-4165	61937-841-65
D-F2T 012 TF 3	3x 16	1,36	1,80	4,04	-	4,46	45,30	22,2	378-4166	61937-841-66
D-F2T 020 TF 3	3x 14	1,73	2,17	5,27	-	5,73	68,65	30,3	378-4167	61937-841-67
D-F2T 030 TF 3	3x 12	2,20	2,64	6,37	-	6,83	102,83	41,2	378-4168	61937-841-68
D-F2T 050 TF 3	3x 10	2,77	3,30	7,80	-	8,26	156,81	56,8	378-4169	61937-841-69
D-F2P 001 TF 4	4x 26	0,48	0,88	2,29	-	2,82	12,65	5,0	378-4152	61937-841-52
D-F2P 002 TF 4	4x 24	0,57	0,97	2,72	-	3,24	17,28	6,7	378-4155	61937-841-55
D-F2T 004 TF 4	4x 22	0,71	1,15	3,05	-	3,45	21,74	9,0	378-4170	61937-841-70
D-F2T 006 TF 4	4x 20	0,96	1,36	3,63	-	4,03	33,35	12,5	378-4171	61937-841-71
D-F2T 010 TF 4	4x 18	1,21	1,65	4,21	-	4,61	47,01	17,0	378-4172	61937-841-72
D-F2T 012 TF 4	4x 16	1,36	1,80	4,53	-	4,99	59,68	20,2	378-4173	61937-841-73
D-F2T 020 TF 4	4x 14	1,73	2,17	5,90	-	6,36	90,44	27,6	378-4174	61937-841-74
D-F2T 030 TF 4	4x 12	2,20	2,64	7,14	-	7,60	135,81	37,4	378-4175	61937-841-75
D-F2T 050 TF 4	4x 10	2,77	3,30	8,74	-	3,30	207,50	51,6	378-4176	61937-841-76

Cable Construction

2 core	3 core	4 core	-	-	-	-	-	-	-	-

Data indicates nominal values unless stated otherwise, is only valid for reference purposes at the time of publication and is subject to change without prior notice.

D-F1S-TF (LSI 155 / LSI 155)

600V
-65°C / +150°C

Signal cable

Voltage	600/1000V AC U_0/U
Test voltage	5000V AC
Flame retardant	
Low smoke generation	

- Def Stan 61-12 Part 33/001

Construction

Conductor	Silver Plated Copper (SPC) *	Insulation	LSI 155
Shield(s)	-	Sheath	LSI 155

* Sizes 24 AWG and 26 AWG use Silver Plated High Strength Copper Alloy (HSA), designated 'D-F1P'

Identification

Cores	1: Red	2: Blue	3: Yellow	4: Green
Sheath	White			
Marking	To Def Stan 61-12 Part 33/001, includes country (DE/SE) and manufacturer's reference (HC) (e.g.: DSP33/001-1S-001-2J-9-DE-HC-12)			

Application

LSI 155 is a thin wall insulation and jacket material intended for applications up to 150°C (although it can be rated to +200°C for a duration of 10,000 hours). Designed primarily for use in the military and aviation industries, cores and cables are fully approved to Defence Standard 61-12 Part 33/001.

Description	Construction							Electrical	NSN	Order reference
	no. / size	conductor	insulation	cabled	shield (s)	sheath (s)	weight	amps at 40°C max	6145-99-	
	AWG	Ø	Ø	Ø	Ø	max Ø	max g/m			
D-F1S 001 TF 2	2x 26	0,48	0,78	1,56	-	2,04	5,34	6,3	379-1052	61937-910-52
D-F1S 002 TF 2	2x 24	0,60	0,87	1,82	-	2,22	6,80	8,5	378-4135	61937-841-35
D-F1S 004 TF 2	2x 22	0,75	1,04	2,16	-	2,56	10,14	11,5	378-4136	61937-841-36
D-F1S 006 TF 2	2x 20	0,99	1,28	2,70	-	3,10	15,78	15,9	378-4137	61937-841-37
D-F1S 010 TF 2	2x 18	1,25	1,53	3,18	-	3,58	22,81	21,7	378-4138	61937-841-38
D-F1S 012 TF 2	2x 16	1,37	1,68	3,64	-	4,04	28,46	25,7	378-4139	61937-841-39
D-F1S 020 TF 2	2x 14	1,75	2,05	4,08	-	4,98	43,74	35,1	378-4140	61937-841-40
D-F1S 030 TF 2	2x 12	2,20	2,50	5,08	-	5,94	67,36	47,7	378-4141	61937-841-41
D-F1S 001 TF 3	3x 26	0,48	0,78	1,68	-	2,17	7,47	5,9	379-1053	61937-910-53
D-F1S 002 TF 3	3x 24	0,60	0,87	1,96	-	2,37	9,60	7,9	378-4142	61937-841-42
D-F1S 004 TF 3	3x 22	0,75	1,04	2,32	-	2,73	14,52	10,7	378-4143	61937-841-43
D-F1S 006 TF 3	3x 20	0,99	1,28	2,91	-	3,32	22,84	14,8	378-4144	61937-841-44
D-F1S 010 TF 3	3x 18	1,25	1,53	3,42	-	3,83	33,25	20,1	378-4145	61937-841-45
D-F1S 012 TF 3	3x 16	1,37	1,68	3,92	-	4,33	40,95	23,8	378-4146	61937-841-46
D-F1S 020 TF 3	3x 14	1,75	2,05	4,39	-	5,41	65,07	32,5	378-4147	61937-841-47
D-F1S 030 TF 3	3x 12	2,20	2,50	5,47	-	6,38	99,41	44,2	378-4148	61937-841-48
D-F1S 001 TF 4	4x 26	0,48	0,78	1,88	-	2,38	9,79	5,3	379-1054	61937-910-54
D-F1S 002 TF 4	4x 24	0,60	0,87	2,20	-	2,60	13,12	7,2	378-4149	61937-841-49
D-F1S 004 TF 4	4x 22	0,75	1,04	2,60	-	3,01	19,41	9,7	378-4150	61937-841-50
D-F1S 006 TF 4	4x 20	0,99	1,28	3,26	-	3,67	29,94	13,4	378-4151	61937-841-51
D-F1S 010 TF 4	4x 18	1,25	1,53	3,84	-	4,25	44,18	18,3	378-4152	61937-841-52
D-F1S 012 TF 4	4x 16	1,37	1,68	4,39	-	4,80	56,55	21,7	378-4153	61937-841-53
D-F1S 020 TF 4	4x 14	1,75	2,05	4,92	-	6,00	85,76	29,6	378-4154	61937-841-54
D-F1S 030 TF 4	4x 12	2,20	2,50	6,13	-	7,09	134,21	40,2	378-4155	61937-841-55

Cable Construction

2 core	3 core	4 core	-	-	-	-	-	-	-	-
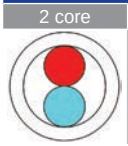										

Data indicates nominal values unless stated otherwise, is only valid for reference purposes at the time of publication and is subject to change without prior notice.

D-F2S-TF (LSI 155 / LSI 155)

600V
-65°C/+150°C

Signal cable

Voltage	600/1000V AC U_0/U
Test voltage	5000V AC
Flame retardant	
Low smoke generation	

- Def Stan 61-12 Part 33/001

Construction

Conductor	Silver Plated Copper (SPC) *	Insulation	Dual wall LSI 155
Shield	-	Sheath	LSI 155

* Sizes 24 AWG and 26 AWG use Silver Plated High Strength Alloy (HSA), designated 'D-F1P'

Identification

Cores	1: Red	2: Blue	3: Yellow	4: Green
Sheath	White			
Marking	To Def Stan 61-12 Part 33/001, includes country (DE/SE) and manufacturer's reference (HC) (e.g.: DSP33/001-2S-001-2J-9-DE-HC-12)			

Application

LSI 155 is a thin wall insulation and jacket material intended for applications up to 150°C (although it can be rated to +200°C for a duration of 10,000 hours). Designed primarily for use in the military and aviation industries, cores and cables are fully approved to Defence Standard 61-12 Part 33/001.

03

Description	Construction							Electrical	NSN	Order reference
	no. / size	conductor	insulation	cabled	shield (s)	sheath (s)	weight	amps at 40°C max	6145-99-	
	AWG	Ø	Ø	Ø	Ø	max Ø	max g/m			
D-F2S 001 TF 2	2x 26	0,48	0,88	1,90	-	2,40	7,02	6,3	378-4177	61937-841-77
D-F2S 002 TF 2	2x 24	0,57	0,97	2,26	-	2,75	9,43	8,5	378-4178	61937-841-78
D-F2S 004 TF 2	2x 22	0,71	1,15	2,52	-	2,92	11,65	11,5	378-4179	61937-841-79
D-F2S 006 TF 2	2x 20	0,96	1,36	3,00	-	3,40	17,66	15,9	378-4180	61937-841-80
D-F2S 010 TF 2	2x 18	1,21	1,65	3,48	-	3,88	24,54	21,7	378-4181	61937-841-81
D-F2S 012 TF 2	2x 16	1,36	1,80	3,74	-	4,16	31,11	25,7	378-4182	61937-841-82
D-F2S 020 TF 2	2x 14	1,73	2,17	4,88	-	5,34	46,86	35,1	378-4183	61937-841-83
D-F2S 030 TF 2	2x 12	2,20	2,64	5,90	-	6,36	69,86	47,7	378-4184	61937-841-84
D-F2S 050 TF 2	2x 10	2,77	3,30	7,22	-	7,68	106,11	65,8	378-4185	61937-841-85
D-F2S 001 TF 3	3x 26	0,48	0,88	2,05	-	2,56	9,82	5,9	378-4186	61937-841-86
D-F2S 002 TF 3	3x 24	0,57	0,97	2,44	-	2,94	13,31	7,9	378-4187	61937-841-87
D-F2S 004 TF 3	3x 22	0,71	1,15	2,72	-	3,12	16,70	10,7	378-4188	61937-841-88
D-F2S 006 TF 3	3x 20	0,96	1,36	3,24	-	3,64	17,66	14,8	378-4189	61937-841-89
D-F2S 010 TF 3	3x 18	1,21	1,65	3,76	-	4,16	35,77	20,1	378-4190	61937-841-90
D-F2S 012 TF 3	3x 16	1,36	1,80	4,04	-	4,46	45,30	23,8	378-4191	61937-841-91
D-F2S 020 TF 3	3x 14	1,73	2,17	5,27	-	5,73	68,65	32,5	378-4192	61937-841-92
D-F2S 030 TF 3	3x 12	2,20	2,64	6,37	-	6,83	102,83	44,2	378-4193	61937-841-93
D-F2S 050 TF 3	3x 10	2,77	3,30	7,80	-	8,26	156,81	60,9	378-4194	61937-841-94
D-F2S 001 TF 4	4x 26	0,48	0,88	2,29	-	2,82	12,65	5,3	378-4195	61937-841-95
D-F2S 002 TF 4	4x 24	0,57	0,97	2,72	-	3,24	17,28	7,2	378-4196	61937-841-96
D-F2S 004 TF 4	4x 22	0,71	1,15	3,05	-	3,45	21,74	9,7	378-4197	61937-841-97
D-F2S 006 TF 4	4x 20	0,96	1,36	3,63	-	4,03	33,35	13,4	378-4198	61937-841-98
D-F2S 010 TF 4	4x 18	1,21	1,65	4,21	-	4,61	47,01	18,3	378-4199	61937-841-99
D-F2S 012 TF 4	4x 16	1,36	1,80	4,53	-	4,99	59,68	21,7	378-4200	61937-842-00
D-F2S 020 TF 4	4x 14	1,73	2,17	5,90	-	6,36	90,44	29,6	378-4201	61937-842-01
D-F2S 030 TF 4	4x 12	2,20	2,64	7,14	-	7,60	135,81	40,2	378-4202	61937-842-02
D-F2S 050 TF 4	4x 10	2,77	3,30	8,74	-	3,30	207,50	55,4	378-4203	61937-842-03

Cable Construction

2 core	3 core	4 core	-	-	-	-	-	-	-	-

Data indicates nominal values unless stated otherwise, is only valid for reference purposes at the time of publication and is subject to change without prior notice.

D-F1T-STF (LSI 155 / LSI 155)

600V
-65°C / +135°C

Shielded signal cable

Voltage	600/1000V AC U_0/U
Test voltage	5000V AC
Flame retardant	
Low smoke generation	

- Def Stan 61-12 Part 33/001

Construction

Conductor	Tin Plated Copper (TPC) *	Insulation	LSI 155
Shield(s)	Braid of Tin Plated Copper (T)	Sheath	LSI 155

* Sizes 24 AWG and 26 AWG use Silver Plated High Strength Copper Alloy (HSA), designated 'D-F1P'

Identification

Cores	1: Red	2: Blue	3: Yellow	4: Green
Sheath	White			
Marking	To Def Stan 61-12 Part 33/001, includes country (DE/SE) and manufacturer's reference (HC) (e.g.: DSP33/001-1P-001-1SJ-9-DE-HC-12)			

Application

LSI 155 is a thin wall insulation and jacket material intended for applications up to 150°C (although it can be rated to +200°C for a duration of 10,000 hours). Designed primarily for use in the military and aviation industries, cores and cables are fully approved to Defence Standard 61-12 Part 33/001.

03

Description	Construction							Electrical	NSN	Order reference
	no. / size	conductor	insulation	cabled	shield (s)	sheath (s)	weight	amps at 40°C max	6145-99-	
	AWG	Ø	Ø	Ø	Ø	max Ø	max g/m			
D-F1P 001 STF 1	1x 26	0,48	0,78	-	1,23	1,58	6,05	6,2	038-4016	61903-840-16
D-F1P 002 STF 1	1x 24	0,60	0,87	-	1,32	1,69	7,02	8,3	038-4017	61903-840-17
D-F1T 004 STF 1	1x 22	0,75	1,04	-	1,49	1,87	8,94	11,3	038-4018	61903-840-18
D-F1T 006 STF 1	1x 20	0,99	1,28	-	1,73	2,11	12,31	15,6	038-4019	61903-840-19
D-F1T 010 STF 1	1x 18	1,25	1,53	-	1,98	2,37	16,40	21,3	038-4020	61903-840-20
D-F1T 012 STF 1	1x 16	1,37	1,68	-	2,13	2,61	21,12	25,3	038-4021	61903-840-21
D-F1T 020 STF 1	1x 14	1,75	2,05	-	2,50	2,90	26,76	34,5	038-4022	61903-840-22
D-F1T 030 STF 1	1x 12	2,20	2,50	-	2,95	3,39	38,50	46,8	038-4023	61903-840-23
D-F1P 001 STF 2	2x 26	0,48	0,78	1,56	2,01	2,41	10,43	5,9	038-4024	61903-840-24
D-F1P 002 STF 2	2x 24	0,60	0,87	1,82	2,19	2,62	12,68	7,9	038-4025	61903-840-25
D-F1T 004 STF 2	2x 22	0,75	1,04	2,16	2,53	2,98	16,50	10,8	038-4026	61903-840-26
D-F1T 006 STF 2	2x 20	0,99	1,28	2,70	3,01	3,50	23,35	14,8	038-4027	61903-840-27
D-F1T 010 STF 2	2x 18	1,25	1,53	3,18	3,51	4,02	31,62	20,2	038-4028	61903-840-28
D-F1T 012 STF 2	2x 16	1,37	1,68	3,64	3,81	4,50	41,18	24,0	038-4029	61903-840-29
D-F1T 020 STF 2	2x 14	1,75	2,05	4,08	4,55	5,09	52,76	32,7	038-4030	61903-840-30
D-F1T 030 STF 2	2x 12	2,20	2,50	5,08	5,45	6,04	76,51	44,4	038-4031	61903-840-31
D-F1P 001 STF 3	3x 26	0,48	0,78	1,68	2,13	2,63	14,16	5,5	038-4032	61903-840-32
D-F1P 002 STF 3	3x 24	0,60	0,87	1,96	2,32	2,79	16,92	7,3	038-4033	61903-840-33
D-F1T 004 STF 3	3x 22	0,75	1,04	2,32	2,69	3,21	22,56	9,9	038-4034	61903-840-34
D-F1T 006 STF 3	3x 20	0,99	1,28	2,91	3,20	3,74	32,08	13,8	038-4035	61903-840-35
D-F1T 010 STF 3	3x 18	1,25	1,53	3,42	3,74	4,30	44,03	18,7	038-4036	61903-840-36
D-F1T 012 STF 3	3x 16	1,37	1,68	3,92	4,07	4,84	58,32	22,2	038-4037	61903-840-37
D-F1T 020 STF 3	3x 14	1,75	2,05	4,39	4,86	5,46	74,89	30,3	038-4038	61903-840-38
D-F1T 030 STF 3	3x 12	2,20	2,50	5,47	5,83	6,45	109,33	41,2	038-4039	61903-840-39
D-F1P 001 STF 4	4x 26	0,48	0,78	1,88	2,33	2,83	17,38	5,0	038-4040	61903-840-40
D-F1P 002 STF 4	4x 24	0,60	0,87	2,20	2,55	3,08	21,44	6,7	038-4041	61903-840-41
D-F1T 004 STF 4	4x 22	0,75	1,04	2,60	2,96	3,51	28,46	9,0	038-4042	61903-840-42
D-F1T 006 STF 4	4x 20	0,99	1,28	3,26	3,54	4,10	40,85	12,5	038-4043	61903-840-43
D-F1T 010 STF 4	4x 18	1,25	1,53	3,84	4,14	4,75	56,84	17,0	038-4044	61903-840-44
D-F1T 012 STF 4	4x 16	1,37	1,68	4,39	4,50	5,33	75,17	20,2	038-4045	61903-840-45
D-F1T 020 STF 4	4x 14	1,75	2,05	4,92	5,39	6,04	97,36	27,6	038-4046	61903-840-46
D-F1T 030 STF 4	4x 12	2,20	2,50	6,13	6,63	7,18	143,29	37,4	038-4047	61903-840-47

Cable Construction

1 core	2 core	3 core	4 core	-	-	-	-	-	-	-

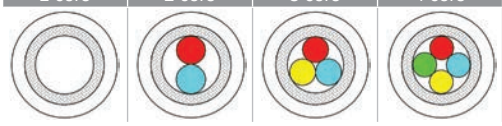

Data indicates nominal values unless stated otherwise, is only valid for reference purposes at the time of publication and is subject to change without prior notice.

D-F2T-STF (LSI 155 / LSI 155)

600V
-65°C/+135°C

Shielded signal cable

Voltage	600/1000V AC U_0/U
Test voltage	5000V AC
Flame retardant	
Low smoke generation	

- Def Stan 61-12 Part 33/001

Construction

Conductor	Tin Plated Copper (TPC) *	Insulation	Dual wall LSI 155
Shield	Braid of Tin Plated Copper (T)	Sheath	LSI 155

* Sizes 24 AWG and 26 AWG use Silver Plated High Strength Alloy (HSA), designated 'D-F1P'

Identification

Cores	1: Red	2: Blue	3: Yellow	4: Green
Sheath	White			
Marking	To Def Stan 61-12 Part 33/001, includes country (DE/SE) and manufacturer's reference (HC) (e.g.: DSP33/001-2P-001-1SJ-9-DE-HC-12)			

Application

LSI 155 is a thin wall insulation and jacket material intended for applications up to 150°C (although it can be rated to +200°C for a duration of 10,000 hours). Designed primarily for use in the military and aviation industries, cores and cables are fully approved to Defence Standard 61-12 Part 33/001.

Description	Construction							Electrical	NSN	Order reference
	no. / size	conductor	insulation	cabled	shield (s)	sheath (s)	weight	amps at 40°C max	6145-99-	
	AWG	Ø	Ø	Ø	Ø	max Ø	max g/m			
D-F2P 001 STF 1	1x 26	0,48	0,88	-	1,33	1,79	7,16	6,2	038-3984	61903-839-84
D-F2P 002 STF 1	1x 24	0,60	0,97	-	1,42	1,89	8,31	8,3	038-3985	61903-839-85
D-F2T 004 STF 1	1x 22	0,75	1,15	-	1,60	2,16	10,98	11,3	038-3986	61903-839-86
D-F2T 006 STF 1	1x 20	0,99	1,36	-	1,81	2,40	14,44	15,6	038-3987	61903-839-87
D-F2T 010 STF 1	1x 18	1,25	1,65	-	2,10	2,64	18,71	21,3	038-3988	61903-839-88
D-F2T 012 STF 1	1x 16	1,37	1,80	-	2,25	2,77	22,12	25,3	038-3989	61903-839-89
D-F2T 020 STF 1	1x 14	1,75	2,17	-	2,62	3,40	32,08	34,5	038-3990	61903-839-90
D-F2T 030 STF 1	1x 12	2,20	2,64	-	3,09	3,91	45,28	46,8	038-3991	61903-839-91
D-F2P 001 STF 2	2x 26	0,48	0,88	1,76	2,21	2,70	12,12	5,9	038-3992	61903-839-92
D-F2P 002 STF 2	2x 24	0,60	0,97	1,94	2,39	2,90	14,33	7,9	038-3993	61903-839-93
D-F2T 004 STF 2	2x 22	0,75	1,15	2,30	2,75	3,42	18,68	10,8	038-3994	61903-839-94
D-F2T 006 STF 2	2x 20	0,99	1,36	2,72	3,17	3,90	25,86	14,8	038-3995	61903-839-95
D-F2T 010 STF 2	2x 18	1,25	1,65	3,30	3,75	4,38	33,78	20,2	038-3996	61903-839-96
D-F2T 012 STF 2	2x 16	1,37	1,80	3,60	4,05	4,64	41,30	24,0	038-3997	61903-839-97
D-F2T 020 STF 2	2x 14	1,75	2,17	4,34	4,79	5,84	59,53	32,7	038-3998	61903-839-98
D-F2T 030 STF 2	2x 12	2,20	2,64	5,28	5,73	6,86	84,82	44,4	038-3999	61903-839-99
D-F2P 001 STF 3	3x 26	0,48	0,88	1,89	2,34	2,84	15,65	5,5	038-4000	61903-840-00
D-F2P 002 STF 3	3x 24	0,60	0,97	2,09	2,54	3,06	18,76	7,3	038-4001	61903-840-01
D-F2T 004 STF 3	3x 22	0,75	1,15	2,48	2,92	3,62	24,85	9,9	038-4002	61903-840-02
D-F2T 006 STF 3	3x 20	0,99	1,36	2,93	2,93	4,14	35,12	13,8	038-4003	61903-840-03
D-F2T 010 STF 3	3x 18	1,25	1,65	3,55	4,00	4,66	46,55	18,7	038-4004	61903-840-04
D-F2T 012 STF 3	3x 16	1,37	1,80	3,88	4,33	4,94	57,35	22,2	038-4005	61903-840-05
D-F2T 020 STF 3	3x 14	1,75	2,17	4,68	5,12	6,23	83,38	30,3	038-4006	61903-840-06
D-F2T 030 STF 3	3x 12	2,20	2,64	5,69	6,13	7,33	120,41	41,2	038-4007	61903-840-07
D-F2P 001 STF 4	4x 26	0,48	0,88	2,12	2,57	3,07	19,25	5,0	038-4008	61903-840-08
D-F2P 002 STF 4	4x 24	0,60	0,97	2,34	2,79	3,31	23,25	6,7	038-4009	61903-840-09
D-F2T 004 STF 4	4x 22	0,75	1,15	2,78	3,22	3,95	31,04	9,0	038-4010	61903-840-10
D-F2T 006 STF 4	4x 20	0,99	1,36	3,28	3,73	4,53	44,49	12,5	038-4011	61903-840-11
D-F2T 010 STF 4	4x 18	1,25	1,65	3,98	4,43	5,11	59,43	17,0	038-4012	61903-840-12
D-F2T 012 STF 4	4x 16	1,37	1,80	4,34	4,79	5,49	73,58	20,2	038-4013	61903-840-13
D-F2T 020 STF 4	4x 14	1,75	2,17	5,24	5,68	6,86	107,41	27,6	038-4014	61903-840-14
D-F2T 030 STF 4	4x 12	2,20	2,64	6,37	6,97	8,10	156,50	37,4	038-4015	61903-840-15

Cable Construction

1 core	2 core	3 core	4 core	-	-	-	-	-	-	-

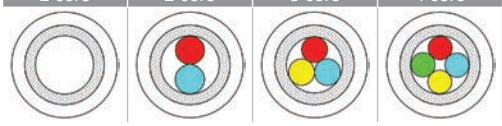

Data indicates nominal values unless stated otherwise, is only valid for reference purposes at the time of publication and is subject to change without prior notice.

D-F1S-STF (LSI 155 / LSI 155)

600V
-65°C / +150°C

Shielded signal cable

Voltage	600/1000V AC U_0/U
Test voltage	5000V AC
Flame retardant	
Low smoke generation	

- Def Stan 61-12 Part 33/001

Construction

Conductor	Silver Plated Copper (SPC) *	Insulation	LSI 155
Shield(s)	Braid of Silver Plated Copper (S)	Sheath	LSI 155

* Sizes 24 AWG and 26 AWG use Silver Plated High Strength Copper Alloy (HSA), designated 'D-F1P'

Identification

Cores	1: Red	2: Blue	3: Yellow	4: Green
Sheath	White			
Marking	To Def Stan 61-12 Part 33/001, includes country (DE/SE) and manufacturer's reference (HC) (e.g.: DSP33/001-1P-001-1SJ-9-DE-HC-12)			

Application

LSI 155 is a thin wall insulation and jacket material intended for applications up to 150°C (although it can be rated to +200°C for a duration of 10,000 hours). Designed primarily for use in the military and aviation industries, cores and cables are fully approved to Defence Standard 61-12 Part 33/001.

03

Description	Construction							Electrical	NSN	Order reference
	no. / size	conductor	insulation	cabled	shield (s)	sheath (s)	weight	amps at 40°C max	6145-99-	
	AWG	Ø	Ø	Ø	Ø	max Ø	max g/m			
D-F1S 001 STF 1	1x 26	0,48	0,78	-	1,23	1,58	6,05	6,7	038-4154	61903-841-54
D-F1S 002 STF 1	1x 24	0,60	0,87	-	1,32	1,69	7,02	9,0	038-4155	61903-841-55
D-F1S 004 STF 1	1x 22	0,75	1,04	-	1,49	1,87	8,94	12,1	038-4156	61903-841-56
D-F1S 006 STF 1	1x 20	0,99	1,28	-	1,73	2,11	12,31	16,8	038-4157	61903-841-57
D-F1S 010 STF 1	1x 18	1,25	1,53	-	1,98	2,37	16,40	22,9	038-4158	61903-841-58
D-F1S 012 STF 1	1x 16	1,37	1,68	-	2,13	2,61	21,12	27,1	038-4159	61903-841-59
D-F1S 020 STF 1	1x 14	1,75	2,05	-	2,50	2,90	26,76	37,0	038-4160	61903-841-60
D-F1S 030 STF 1	1x 12	2,20	2,50	-	2,95	3,39	38,50	50,2	038-4161	61903-841-61
D-F1S 001 STF 2	2x 26	0,48	0,78	1,56	2,01	2,41	10,43	6,3	038-4162	61903-841-62
D-F1S 002 STF 2	2x 24	0,60	0,87	1,82	2,19	2,62	12,68	8,5	038-4163	61903-841-63
D-F1S 004 STF 2	2x 22	0,75	1,04	2,16	2,53	2,98	16,50	11,5	038-4164	61903-841-64
D-F1S 006 STF 2	2x 20	0,99	1,28	2,70	3,01	3,50	23,35	15,9	038-4165	61903-841-65
D-F1S 010 STF 2	2x 18	1,25	1,53	3,18	3,51	4,02	31,62	21,7	038-4166	61903-841-66
D-F1S 012 STF 2	2x 16	1,37	1,68	3,64	3,81	4,50	41,18	25,7	038-4167	61903-841-67
D-F1S 020 STF 2	2x 14	1,75	2,05	4,08	4,55	5,09	52,76	35,1	038-4168	61903-841-68
D-F1S 030 STF 2	2x 12	2,20	2,50	5,08	5,45	6,04	76,51	47,7	038-4169	61903-841-69
D-F1S 001 STF 3	3x 26	0,48	0,78	1,68	2,13	2,63	14,16	5,9	038-4170	61903-841-70
D-F1S 002 STF 3	3x 24	0,60	0,87	1,96	2,32	2,79	16,92	7,9	038-4171	61903-841-71
D-F1S 004 STF 3	3x 22	0,75	1,04	2,32	2,69	3,21	22,56	10,7	038-4172	61903-841-72
D-F1S 006 STF 3	3x 20	0,99	1,28	2,91	3,20	3,74	32,08	14,8	038-4173	61903-841-73
D-F1S 010 STF 3	3x 18	1,25	1,53	3,42	3,74	4,30	44,03	20,1	038-4174	61903-841-74
D-F1S 012 STF 3	3x 16	1,37	1,68	3,92	4,07	4,84	58,32	23,8	038-4175	61903-841-75
D-F1S 020 STF 3	3x 14	1,75	2,05	4,39	4,86	5,46	74,89	32,5	038-4176	61903-841-76
D-F1S 030 STF 3	3x 12	2,20	2,50	5,47	5,83	6,45	109,33	44,2	038-4177	61903-841-77
D-F1S 001 STF 4	4x 26	0,48	0,78	1,88	2,33	2,83	17,38	5,3	038-4178	61903-841-78
D-F1S 002 STF 4	4x 24	0,60	0,87	2,20	2,55	3,08	21,44	7,2	038-4179	61903-841-79
D-F1S 004 STF 4	4x 22	0,75	1,04	2,60	2,96	3,51	28,46	9,7	038-4180	61903-841-80
D-F1S 006 STF 4	4x 20	0,99	1,28	3,26	3,54	4,10	40,85	13,4	038-4181	61903-841-81
D-F1S 010 STF 4	4x 18	1,25	1,53	3,84	4,14	4,75	56,84	18,3	038-4182	61903-841-82
D-F1S 012 STF 4	4x 16	1,37	1,68	4,39	4,50	5,33	75,17	21,7	038-4183	61903-841-83
D-F1S 020 STF 4	4x 14	1,75	2,05	4,92	5,39	6,04	97,36	29,6	038-4184	61903-841-84
D-F1S 030 STF 4	4x 12	2,20	2,50	6,13	6,63	7,18	143,29	40,2	038-4185	61903-841-85

Cable Construction

1 core	2 core	3 core	4 core	-	-	-	-	-	-	-

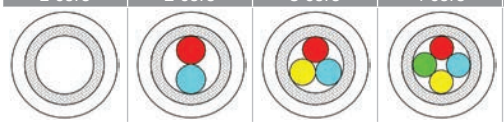

Data indicates nominal values unless stated otherwise, is only valid for reference purposes at the time of publication and is subject to change without prior notice.

D-F2S-STF (LSI 155 / LSI 155)

600V
-65°C / +150°C

Shielded signal cable

Voltage	600/1000V AC U_0/U
Test voltage	5000V AC
Flame retardant	
Low smoke generation	
RoHS compliant	

- Def Stan 61-12 Part 33/001

Construction

Conductor	Silver Plated Copper (SPC) *	Insulation	Dual wall LSI 155
Shield	Braid of Silver Plated Copper (S)	Sheath	LSI 155

* Sizes 24 AWG and 26 AWG use Silver Plated High Strength Alloy (HSA), designated 'D-F1P'

Identification

Cores	1: Red	2: Blue	3: Yellow	4: Green
Sheath	White			
Marking	To Def Stan 61-12 Part 33/001, includes country (DE/SE) and manufacturer's reference (HC) (e.g.: DSP33/001-2P-001-1SJ-9-DE-HC-12)			

Application

LSI 155 is a thin wall insulation and jacket material intended for applications up to 150°C (although it can be rated to +200°C for a duration of 10,000 hours). Designed primarily for use in the military and aviation industries, cores and cables are fully approved to Defence Standard 61-12 Part 33/001.

Description	Construction							Electrical	NSN	Order reference
	no. / size	conductor	insulation	cabled	shield (s)	sheath (s)	weight	amps at 40°C max	6145-99-	
	AWG	Ø	Ø	Ø	Ø	max Ø	max g/m			
D-F2P 001 STF 1	1x 26	0,48	0,88	-	1,33	1,79	7,16	6,7	038-4122	61903-841-22
D-F2P 002 STF 1	1x 24	0,60	0,97	-	1,42	1,89	8,31	9,0	038-4123	61903-841-23
D-F2S 004 STF 1	1x 22	0,75	1,15	-	1,60	2,16	10,98	12,1	038-4124	61903-841-24
D-F2S 006 STF 1	1x 20	0,99	1,36	-	1,81	2,40	14,44	16,8	038-4125	61903-841-25
D-F2S 010 STF 1	1x 18	1,25	1,65	-	2,10	2,64	18,71	22,9	038-4126	61903-841-26
D-F2S 012 STF 1	1x 16	1,37	1,80	-	2,25	2,77	22,12	27,1	038-4127	61903-841-27
D-F2S 020 STF 1	1x 14	1,75	2,17	-	2,62	3,40	32,08	37,0	038-4128	61903-841-28
D-F2S 030 STF 1	1x 12	2,20	2,64	-	3,09	3,91	45,28	50,2	038-4129	61903-841-29
D-F2P 001 STF 2	2x 26	0,48	0,88	1,76	2,21	2,70	12,12	6,3	038-4130	61903-841-30
D-F2P 002 STF 2	2x 24	0,60	0,97	1,94	2,39	2,90	14,33	8,5	038-4131	61903-841-31
D-F2S 004 STF 2	2x 22	0,75	1,15	2,30	2,75	3,42	18,68	11,5	038-4132	61903-841-32
D-F2S 006 STF 2	2x 20	0,99	1,36	2,72	3,17	3,90	25,86	15,9	038-4133	61903-841-33
D-F2S 010 STF 2	2x 18	1,25	1,65	3,30	3,75	4,38	33,78	21,7	038-4134	61903-841-34
D-F2S 012 STF 2	2x 16	1,37	1,80	3,60	4,05	4,64	41,30	25,7	038-4135	61903-841-35
D-F2S 020 STF 2	2x 14	1,75	2,17	4,34	4,79	5,84	59,53	35,1	038-4136	61903-841-36
D-F2S 030 STF 2	2x 12	2,20	2,64	5,28	5,73	6,86	84,82	47,7	038-4137	61903-841-37
D-F2P 001 STF 3	3x 26	0,48	0,88	1,89	2,34	2,84	15,65	5,9	038-4138	61903-841-38
D-F2P 002 STF 3	3x 24	0,60	0,97	2,09	2,54	3,06	18,76	7,9	038-4139	61903-841-39
D-F2S 004 STF 3	3x 22	0,75	1,15	2,48	2,92	3,62	24,85	10,7	038-4140	61903-841-40
D-F2S 006 STF 3	3x 20	0,99	1,36	2,93	2,93	4,14	35,12	14,8	038-4141	61903-841-41
D-F2S 010 STF 3	3x 18	1,25	1,65	3,55	4,00	4,66	46,55	20,1	038-4142	61903-841-42
D-F2S 012 STF 3	3x 16	1,37	1,80	3,88	4,33	4,94	57,35	23,8	038-4143	61903-841-43
D-F2S 020 STF 3	3x 14	1,75	2,17	4,68	5,12	6,23	83,38	32,5	038-4144	61903-841-44
D-F2S 030 STF 3	3x 12	2,20	2,64	5,69	6,13	7,33	120,41	44,2	038-4145	61903-841-45
D-F2P 001 STF 4	4x 26	0,48	0,88	2,12	2,57	3,07	19,25	5,3	038-4146	61903-841-46
D-F2P 002 STF 4	4x 24	0,60	0,97	2,34	2,79	3,31	23,25	7,2	038-4147	61903-841-47
D-F2S 004 STF 4	4x 22	0,75	1,15	2,78	3,22	3,95	31,04	9,7	038-4148	61903-841-48
D-F2S 006 STF 4	4x 20	0,99	1,36	3,28	3,73	4,53	44,49	13,4	038-4149	61903-841-49
D-F2S 010 STF 4	4x 18	1,25	1,65	3,98	4,43	5,11	59,43	18,3	038-4150	61903-841-50
D-F2S 012 STF 4	4x 16	1,37	1,80	4,34	4,79	5,49	73,58	21,7	038-4151	61903-841-51
D-F2S 020 STF 4	4x 14	1,75	2,17	5,24	5,68	6,86	107,41	29,6	038-4152	61903-841-52
D-F2S 030 STF 4	4x 12	2,20	2,64	6,37	6,97	8,10	156,50	40,2	038-4153	61903-841-53

Cable Construction

1 core	2 core	3 core	4 core	-	-	-	-	-	-	-

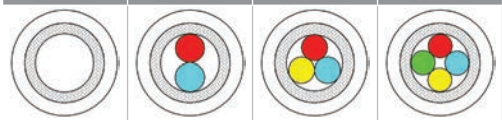

Data indicates nominal values unless stated otherwise, is only valid for reference purposes at the time of publication and is subject to change without prior notice.

Notes

Data indicates nominal values unless stated otherwise, is only valid for reference purposes at the time of publication and is subject to change without prior notice.